

2019-20 OTTER PELT TAGGING REPORT

PERFORMANCE REPORT STATEWIDE WILDLIFE RESEARCH AND SURVEYS

A Contribution of Pittman-Robertson Funds
Federal Aid in Wildlife Restoration

Grant W-39-R-26

Kansas Department of Wildlife, Parks and Tourism

Brad Loveless
Secretary

Prepared by

Matt Peek
Furbearer Biologist

Jake George
Wildlife Division Director

Rich Schultheis
Wildlife Research Supervisor



July 2020



2019-20 OTTER PELT TAGGING REPORT

Prepared by Matt Peek, Furbearer Biologist



Kansas has had a river otter harvest season since 2011. The season is open statewide concurrent with beaver season (Nov 13, 2019-Mar 31, 2020), and like beaver, otters may only be trapped or salvaged. There was a 100 otter season quota for the first two seasons, but the season quota is now unlimited. A two otter per trapper bag limit was in place until this season, when units were established with a one to five otter bag limit (Figure 1).

Like bobcats, river otters are CITES Appendix II (“look-alike”) species which are pelt tagged not because of their lack of abundance, but because they look like species that are threatened or endangered. Pelt tagging is mandated by the U.S. Fish and Wildlife Service (USFWS), and is accomplished with tags provided by the USFWS Office of Management Authority, under the CITES Export Tag Program. In 2019, Kansas used white “KS ROTR” tags below number 0001922. A total of 47 KDWPT employees and offices were issued tags for the season. These were mostly in or near the primary otter range, but tags were also maintained by regional and district offices as well as the Pratt Operations Office.

A total of 179 otters were taken in Kansas during the season, which is our highest recorded harvest to date. The number of otters taken annually since the otter harvest season was established is provided in Figure 2. This figure includes those otters incidentally taken after a 100 otter quota was reached the first two seasons.

Otters were taken in 6 of the units (Table 1). A bag limit of at least one is maintained statewide because nearly all otters taken in areas where otters are scarce are taken by trappers targeting beaver, and allowing trappers to keep these incidentals rewards accurate harvest reporting. The 23 counties from which otters were taken this season are shown in Figure 3, along with other counties from which otter have been taken since the season opened. Figure 4 shows the number of otters taken each day of the season.

Otters may be taken using trapping equipment authorized in K.A.R. 115-5-1 or salvaged during the harvest season. A total of 80 furharvesters took otters, and the total season bag per furharvester is found in Table 2. Table 3 provides a breakdown of the methods furharvesters used to take otters and the primary species they were targeting when the otter was taken. Table 4 provides the waterbody or location type from which otters were taken.

After the initial tag allocation, tag accountability was maintained via reports from KDWPT employees or offices issued tags. After the season, each was responsible for inventorying unused tags and accounting for all tags they were issued. Unused tags were then destroyed, retained by each tagger, or returned to the Emporia office.

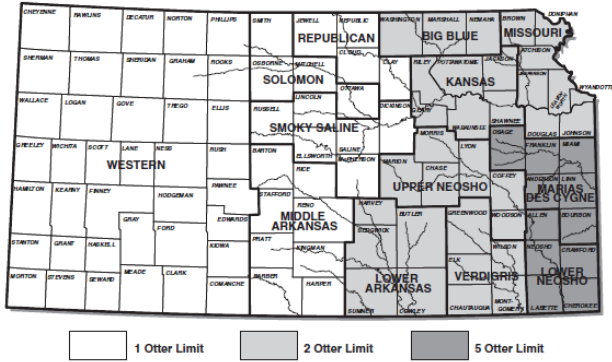


Figure 1. Otter management units and associated bag limits. Trappers could take up to five otters in any combination of units as long as they did not exceed the unit bag limit in any unit.

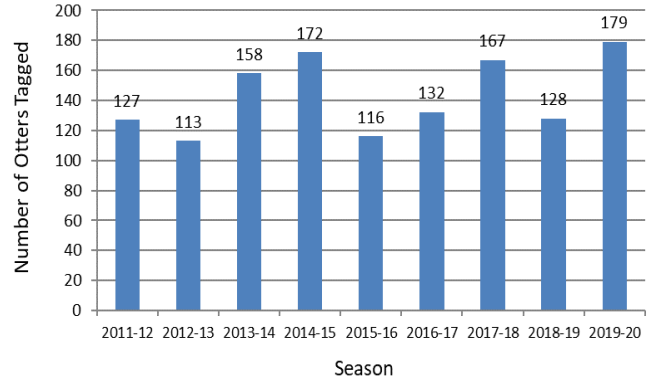


Figure 2. Number of otters pelt tagged annually since the season was opened in 2011.

Table 1. Otter harvest by management unit.

Unit	Bag limit	Harvest	Otter Harvest Counties	Counties in Unit	% county with harvest
Lower Neosho	5	89	5	5	100
Marias des Cygnes	5	46	6	6	100
Missouri	2	21	5	8	63
Verdigris	2	15	4	5	80
Upper Neosho	2	7	2	6	33
Kansas	2	1	1	6	17
Big Blue	2	0	0	3	0
Lower Arkansas	2	0	0	5	0
Middle Arkansas	1	0	0	8	0
Republican	1	0	0	4	0
Smoky Saline	1	0	0	6	0
Solomon	1	0	0	4	0
Western	1	0	0	39	0
Total		179	23		

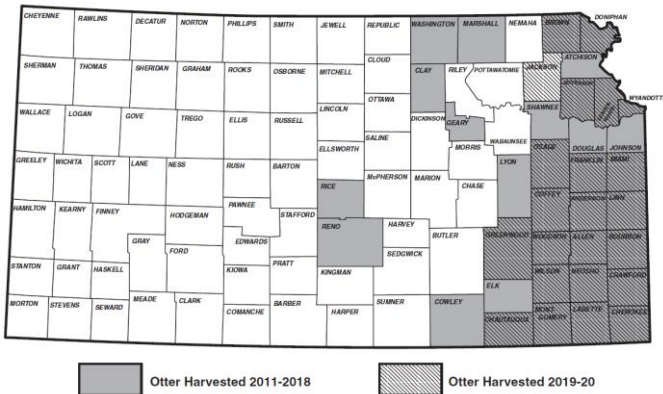


Figure 3. County of harvest of Kansas river otters.

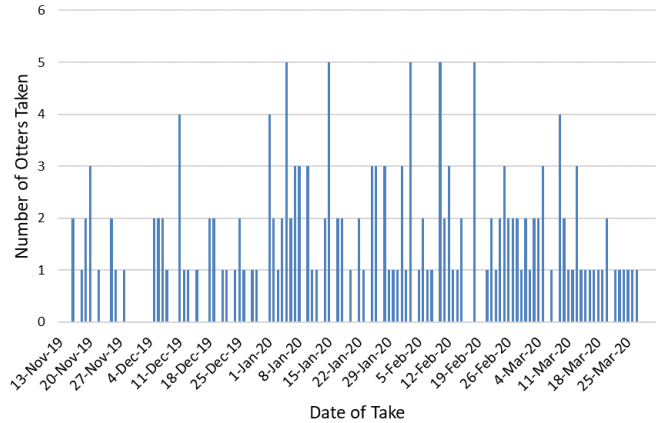


Figure 4. Reported number of otters taken per day during the 2019-2020 furharvesting season (n=179).

Table 2. Number of furharvesters with various season bags of otters during the 2019-20 season.

Total Season Bag*	Number of Furharvesters	Percent of Furharvesters	Cumulative Percent of Furharvesters	Total number of Otters Taken	Percent of Otters Taken	Cumulative Percent of Otters Taken
1	33	41%	41%	33	18%	18%
2	20	25%	66%	40	22%	41%
3	10	13%	79%	30	17%	58%
4	9	11%	90%	36	20%	78%
5	8	10%	100%	40	22%	100%
Total	80			179		

Table 3. Method of harvest and the primary species being trapped when otters were taken during the 2019-20 furharvesting season in Kansas.

Method of Harvest						Subtotal	
	Otter	Beaver	Raccoon	Coyote	Salvage	Number	Percent
Foothold Trap	11	6		1		18	10.1
Bodygrip Trap	76	75	2			153	85.5
Cage Trap	2	1				3	1.7
Snare	1	1				2	1.1
Salvage					3	3	1.7
Subtotal Number	90	83	2	1	3	179	
Percent	50.3	46.4	1.1	0.6	1.7		100.0

Table 4. Location from which otters were taken during the 2019-20 furharvesting season in Kansas.

Harvest Location	Minimum Number of Unique Locations	Number of Otters	Percent of Otters
Reservoir/Lake	6	11	6.1
River	7	18	10.1
Creek	23	59	33.0
Pond	36	59	33.0
Strip Pit or quarry	10	16	8.9
Wildlife Area or marsh	7	14	7.8
Unspecified/Other	2	2	1.1
		179	100.0

EQUAL OPPORTUNITY STATEMENT

This program receives Federal financial assistance from the U.S. Fish and Wildlife Service. Under Title VI of the Civil Rights Act of 1964, Section 504 of the Rehabilitation Act of 1973, Title II of the Americans with Disabilities Act of 1990, the Age Discrimination Act of 1975, and Title IX of the Education Amendments of 1972, the U.S. Department of the Interior and its bureaus prohibit discrimination on the basis of race, color, national origin, age, disability or sex (in educational programs). If you believe that you have been discriminated against in any program, activity or facility, or if you desire further information, please write to:

The U.S. Fish and Wildlife Service
 Office of Diversity and Civil Rights Programs- External Programs
 4040 North Fairfax Drive, Suite 130
 Arlington, VA 22203